

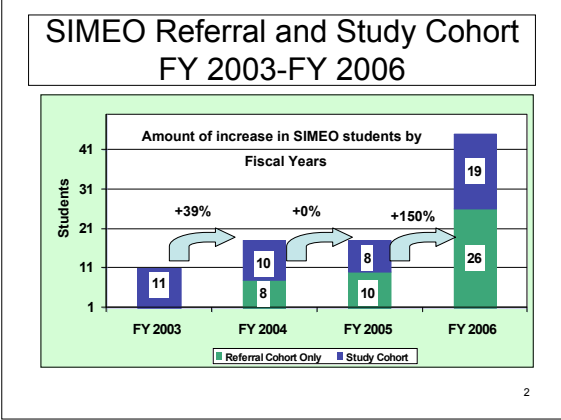
## Impact of Wraparound Within a School-wide System of Positive Behavior Supports

Children's Mental Health Research Conference  
Tampa, Florida  
February 25, 2008

The Illinois PBIS Network


Lucille Eber Ed.D.  
Kelly Hyde Ph.D.

1

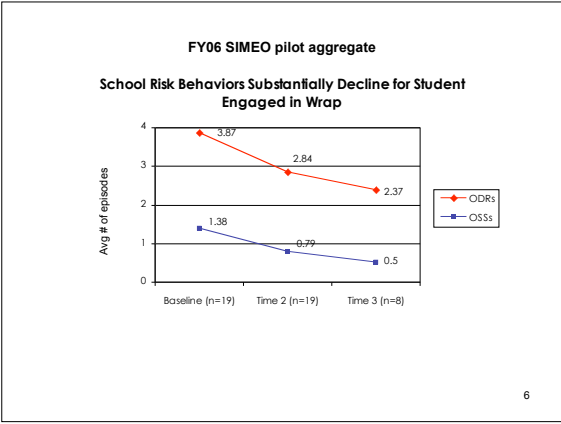
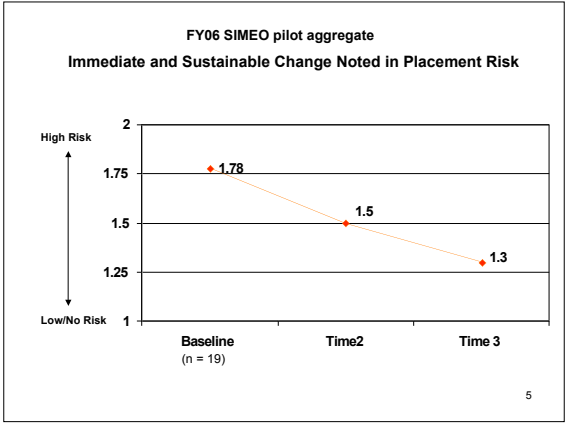
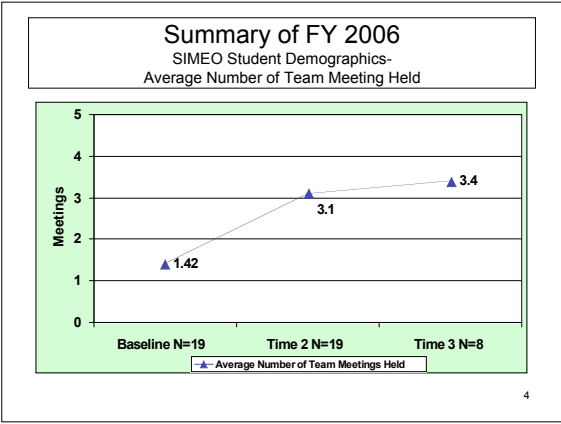


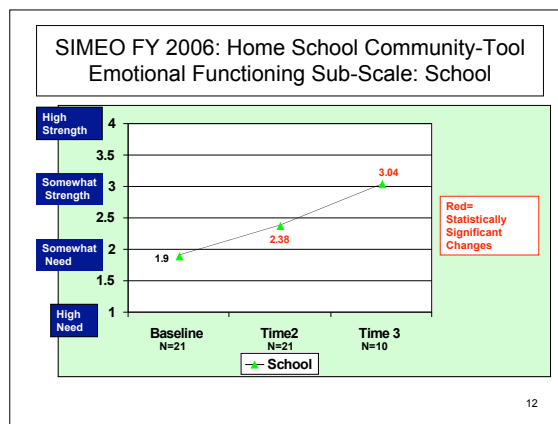
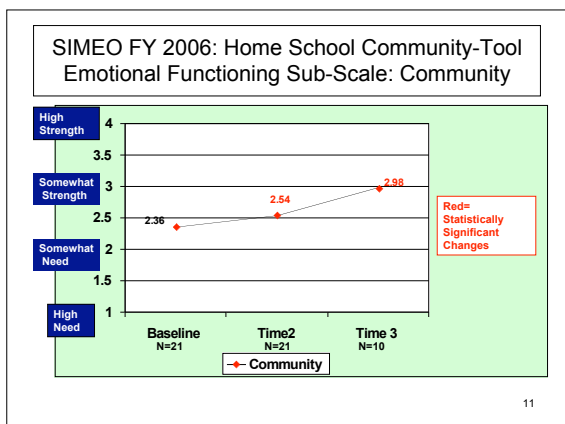
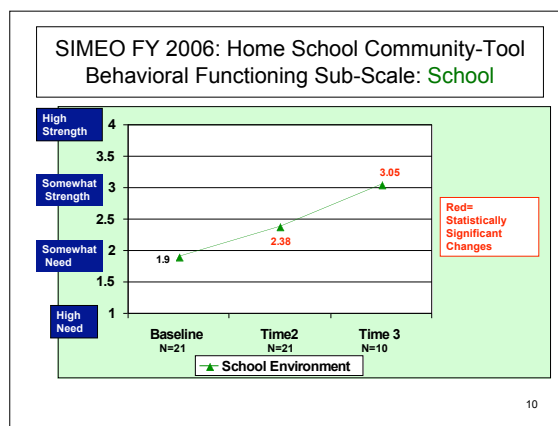
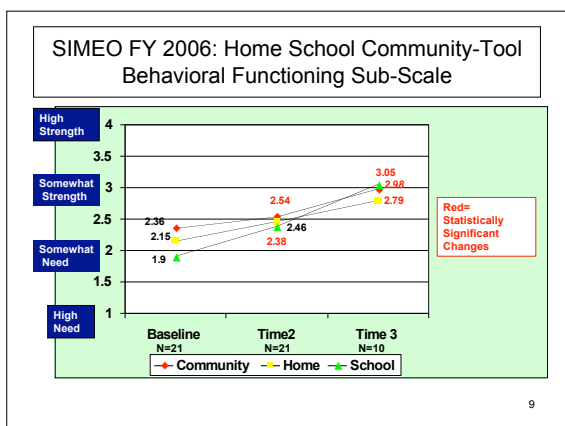
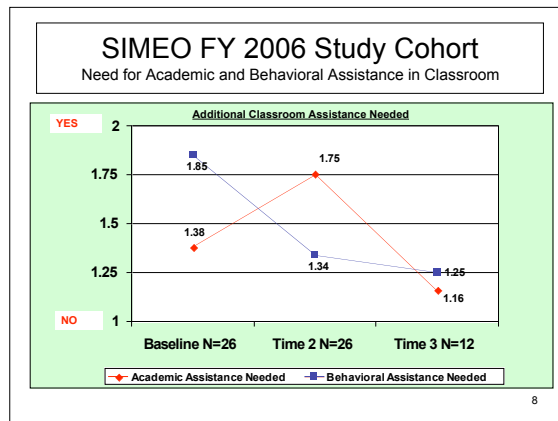
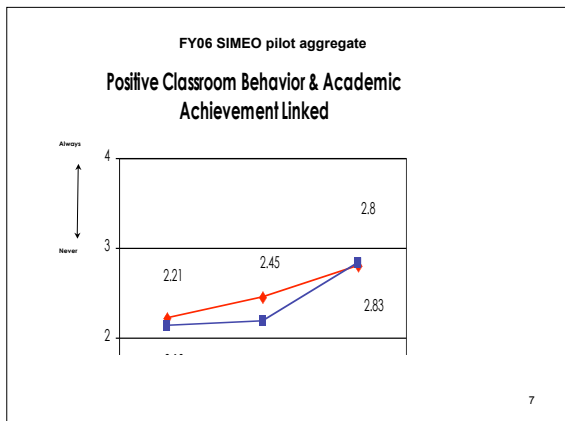
### Summary of FY 2006 SIMEO Student Demographics-Study Cohort

- 68% attending PBIS School
- 38% referred by School Social Worker
- 53% referred in 1<sup>st</sup> and 2<sup>nd</sup> quarter of Year
- Range in age from 3-15 years
- 53% in General Ed; 47% in Special Ed placements
- 74% at-risk of failing one or more placements
- Mean Time between Baseline and Time 2: 3.1 months
- Mean Time between Time 2 and Time 3=2.45 months



3

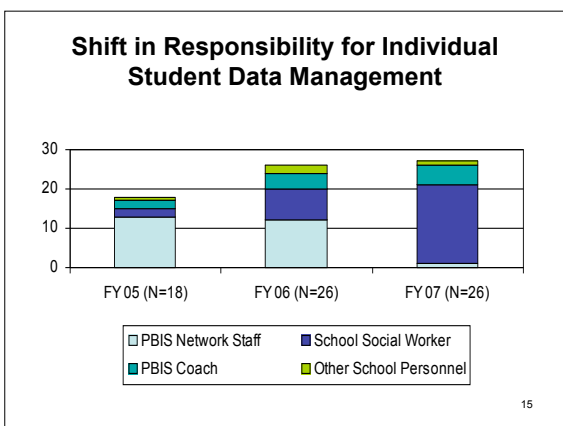
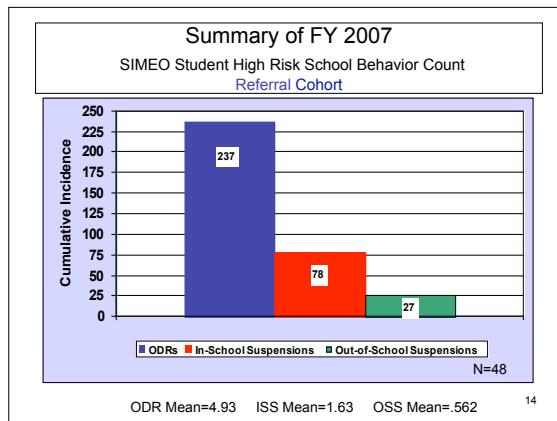




## SIMEO FY 2007 Evaluation Summary: Addendum B

Kelly L Hyde, PhD  
July 2007

13



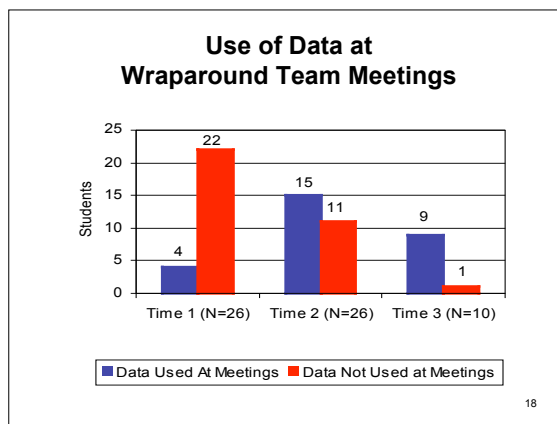
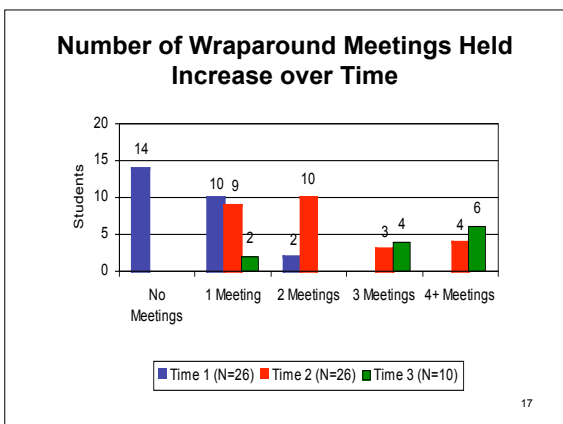
### Summary of FY 2007 Study Cohort Evaluation Summary

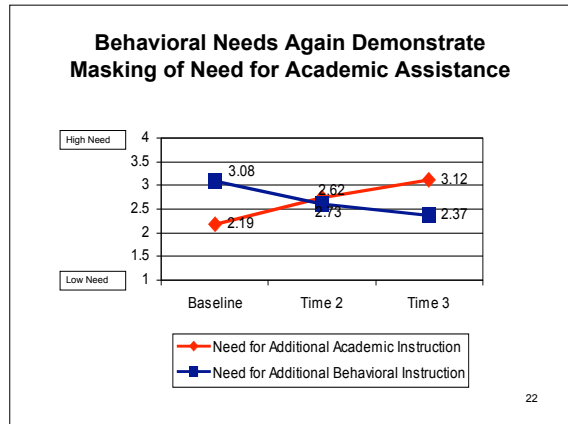
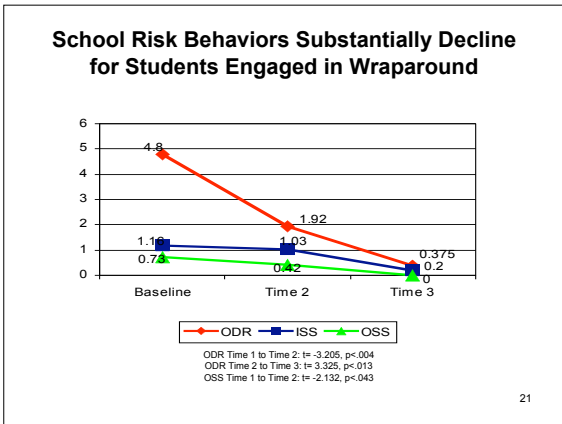
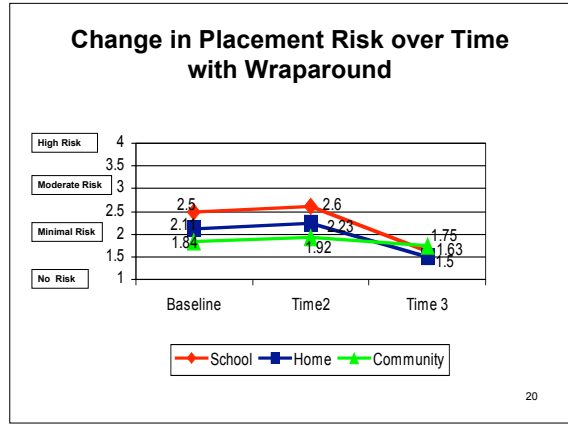
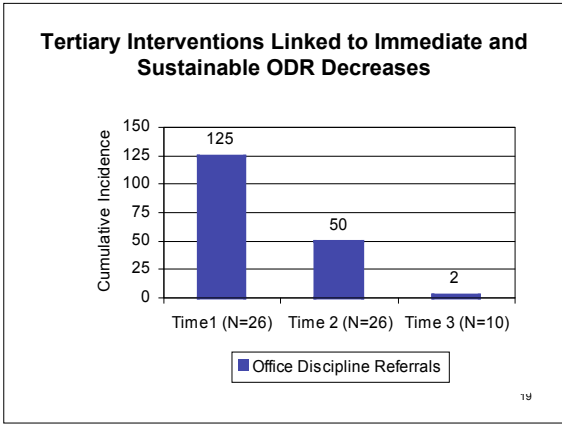
The Following Slides Present Demographic and Baseline Data Findings for the FY 2007 Study Cohort (N=26)

Inclusion in this cohort requires that students be enrolled in SIMEO and have two or more complete data profile in FY 2007

Average Length of Time Between Baseline and Time 2: 2.8 months

16





### Technical Features: Database Development

- SIMEO Database  
(Systematic Information Management of Education Outcomes)
- online data collection and graphing database system for individual student receiving intensive level planning and supports

### Using Individual Student Data to Drive Decision Making: Technical Features

The function of the individual student data collection system:

- ❖ To provide a user friendly, online, data collection system for the purpose of immediate and timely data feedback
- ❖ To assist schools and associated partners in using data to drive decision making at the team level
- ❖ To provide a data repository for systematic evaluation of intensive level student planning and evaluation

### Using Data to Drive Decision Making Tertiary Level Student Evaluation

-8 Individual Student Assessment Tools

-Online database data collection (SIMEO-07)

-Online individual student graphing of 140 different variables related to student/family strengths, needs, behavior, integrity of process and satisfaction

25

### ISTAC Individual Student Evaluation What is in the tool box?

• **Home, School, Community Tool (HSC-T)**

– Required at baseline and every time data are collected

– Designed to collect strengths and needs based data on student in 5 domains of functioning across home, school and community environments

– Definitions list for domain areas exists and may need to be re-worked

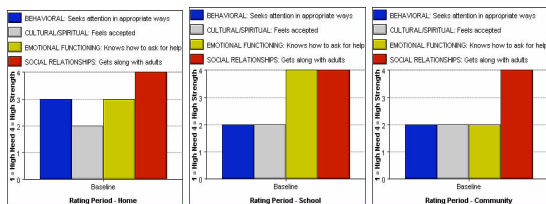
– To be filled out by Team/Family/Student

– 37 Questions

– Database has capacity to graph questions 4 through 37

– All environments must be filled out in order for tool to be viewed as complete

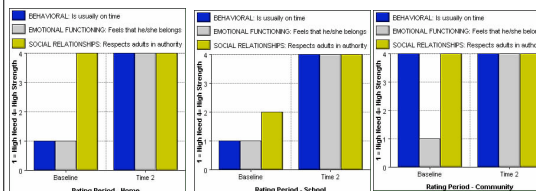
### Mary Ellen Home, School, Community Tool



27

### Using Data to Keep the Team Moving "Celebrate Success of current plan"

#### "Andy"



28